

Cabinet Order Form

All steps should be completed in order to ensure the correct door and components are supplied

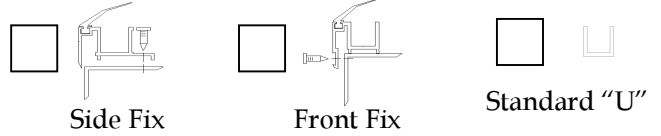
CUST NAME _____
 ADDRESS _____

 PHONE _____
 FAX _____
 CONTACT _____
 EMAIL _____

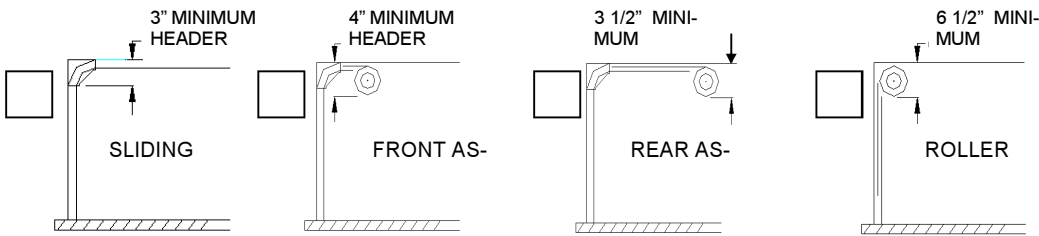
Select one of the following slat profiles

- 1EA MINI ("U" Track Only)
- 2EA PLAIN (See options below)
- 2EA SEALED (See options below)
- 2EB BOX SEALED (See options below)
- 1-1/2" CLEARVISION ("U" Track Only)
- 4" CLEARVISION (Crystal Guide Only)
- ECONOGRILLE (Crystal Guide Only)

Select Desired track option for 2EA and 2EB



Shutter Set Up – please select one of the following:



Finish:

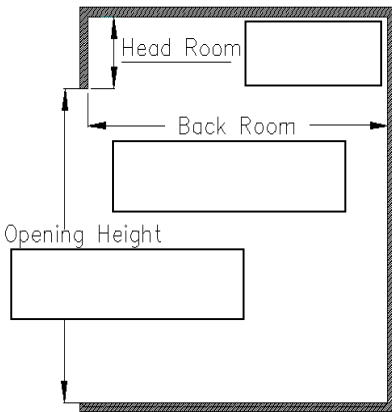
- Mill Finish
- Anodized
- Standard Powder Coat

NOTE: Please consult DOVER Roller Shutters for exact Head Room requirements for your Aluminum Shutters.

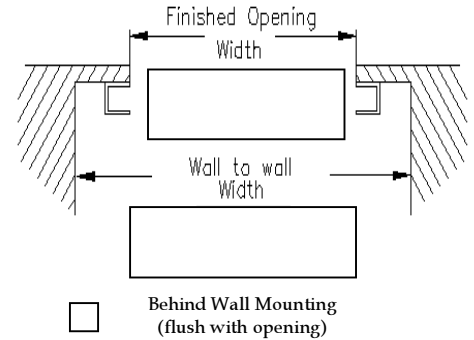
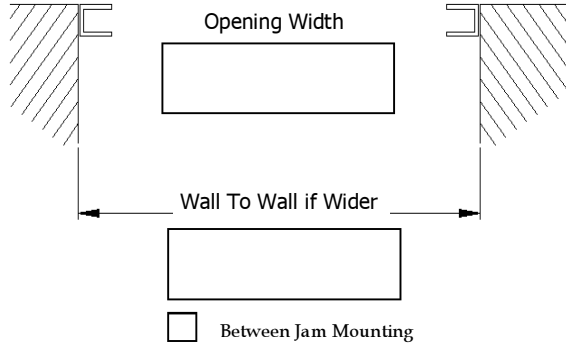
Color _____

Opening details:

(A) Complete All Dimensions Below:



(B) Choose One Option Below (and enter required dimensions)



Note: Actual guide tracks may differ to those shown above. Guide track style is dependent on shutter profile selected.

NOTES:

Lock options:

- Tee Handle Non-Locking
- Tee Handle Locking
- Bar Lock Only
- Flush Key Lock and Bar Lock
- Flush Key Lock Only(2 keys inc)
- Hasp and Staple
- Shootbolts
- Paddle Handle Non-Locking
- Paddle Handle Locking

Additional options:

- Header Seal
- Sill Plate
- Lift Handle
- Rain Gutter
- Switch
- Pull Strap

