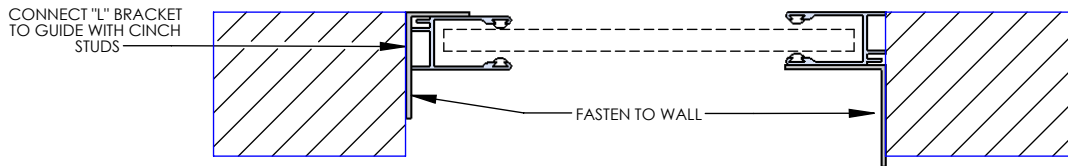


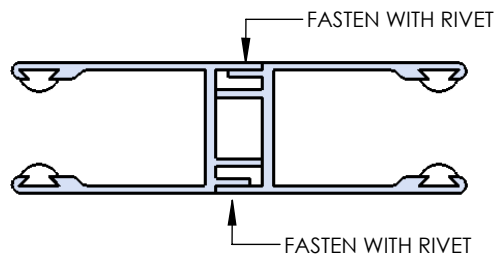
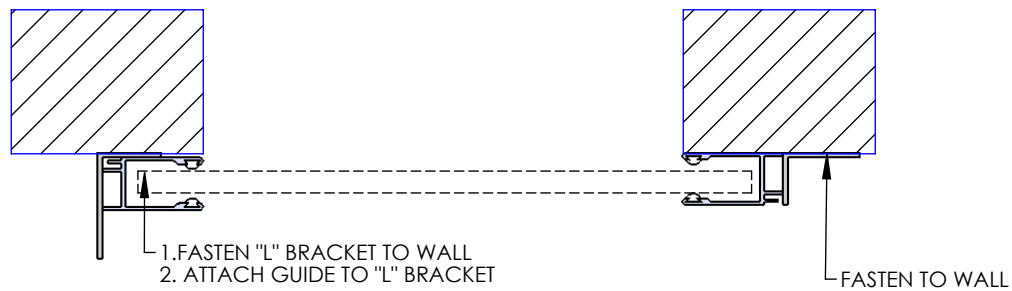
**CRYSTAL GUIDE  
ALEXTR-1463**

**BETWEEN THE JAMB MOUNT APPLICATION**



NOTE:  
WHEN USING THE BETWEEN THE WALL APPLICATION, YOU WILL **REDUCE YOUR OVERALL OPENING WIDTH BY 5 1/2"**  
(FOR MOUNTING ANGLE TRACK); ALSO WILL **REDUCE THE OVERALL OPENING HEIGHT BY 15"-17"** (FOR HEADROOM  
REQUIREMENTS) DEPENDING ON THE HEIGHT OF THE DOOR OR IF A HEADER IS PRESENT.

**FACE OF WALL MOUNT  
(BEHIND THE WALL APPLICATION)**



**MULLION OPTION**

CONFIDENTIAL NOTE: This drawing and its specifications and engineering information disclosed hereon are the property of DIAMOND ROLL-UP DOOR, INC / DOVER ROLLER SHUTTERS and are not to be disseminated or reproduced without express written consent. The drawing is loaned in confidence and then only for consideration of the material disclosed hereon. In accepting loan of this drawing, the recipient agrees to keep it and the material disclosed hereon in confidence and not to use nor permit their use in any way detrimental to DIAMOND ROLL-UP DOOR, INC / DOVER ROLLER SHUTTERS.

**GENERAL TOLERANCES**

Linear Measurements:  
Unless Otherwise Stated  
+/- .002  
Angular Measurements:  
Unless Otherwise Stated  
+/- 0.5 deg.

**DOVER ROLLER SHUTTERS**  
295 COMMERCE WAY  
UPPER SANDUSKY, OH 43351



PHONE: 419-294-3373 FAX: 419-294-3329

SCALE: 1:1	DRAWN BY: <b>B. COURTNEY</b>	DWG. #:
PART #: ALEXTR-1463	DESCRIPTION: CRYSTAL GUIDE	