

N35 ROLLER SHUTTER SPECIFICATIONS:

SLAT:

1 3/8" HIGH - .033" DOUBLE WALLED EXTRUDED ALUMINUM - ALLOY 6063-T5. EACH SLAT HAS INDEPENDENT WEATHER STRIP TO PROTECT FROM THE ELEMENTS. CLEAR ANODIZED, POWDER COAT & WET PAINT FINISHES AVAILABLE.

END LOCKS:

INTERLOCKING NYLON END CLIPS FITTED TO BOTH SIDES OF EACH SLAT.

GUIDE/TRACK:

SIDE FIXED FASTENING, EXTRUDED ANODIZED ALUMINUM 6063-T5. ALSO POWDER COATED & WET PAINT FINISHES AVAILABLE. INTEGRATED 45° LED LIGHT MOUNTING SURFACE & HIDDEN SWITCH CHANNEL.

BOTTOM RAIL:

EXTRUDED ANODIZED ALUMINUM 6063-T5, 3 1/2" HIGH WITH INTEGRATED FINGER RAIL.

LOCKING:

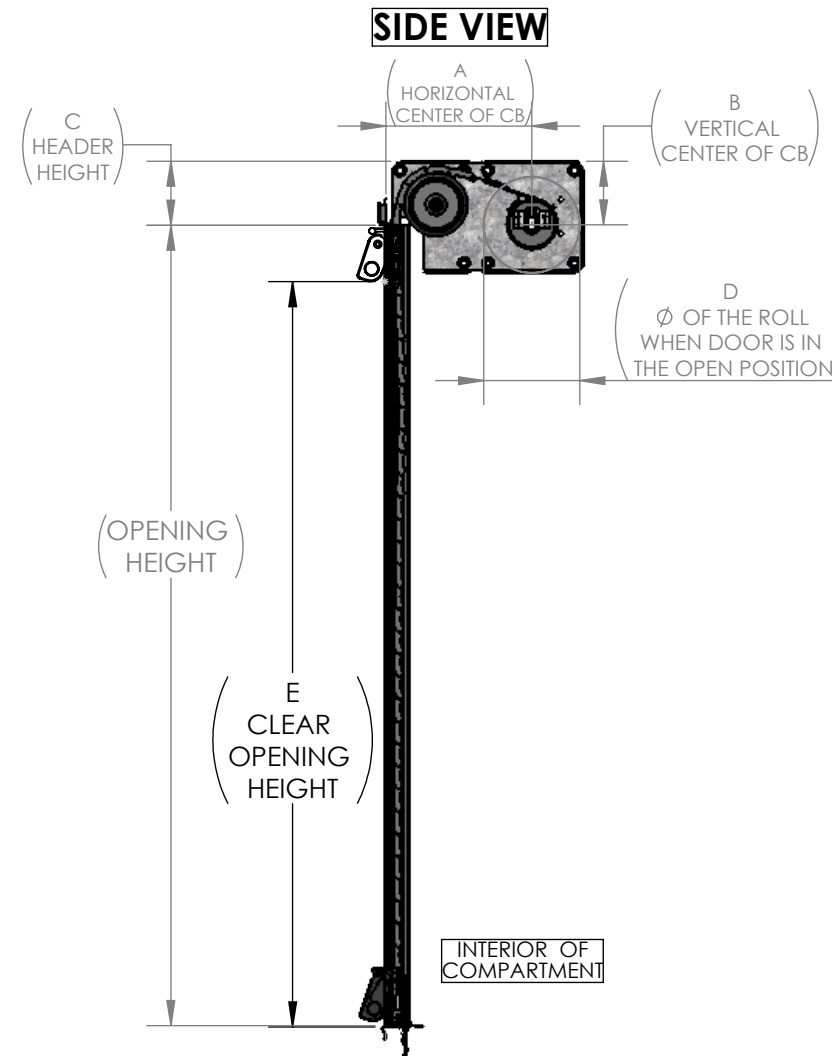

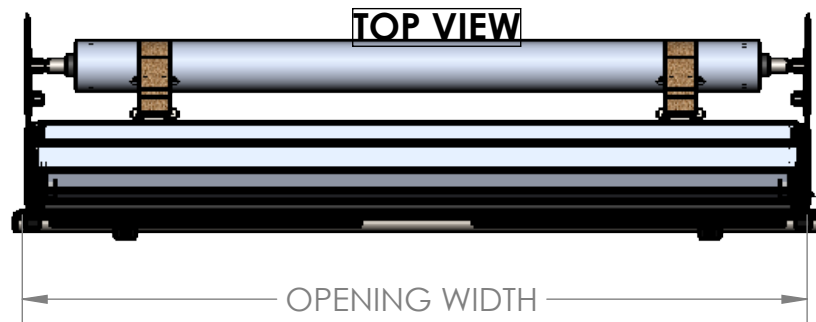
STAINLESS STEEL BAR LOCK WITH OPTIONAL FLUSH CYLINDER LOCKING.

HEAD PLATES:

FABRICATED FROM MILD STEEL TO SUIT UNIVERSAL APPLICATIONS.

COUNTERBALANCE:

3" LIGHT WEIGHT ALUMINUM TUBE, CALCULATED HELICAL COIL SPRING & 3/4" STEEL SHAFT.



OPENING SIZE UP TO 70" x 70" or up to 5000sq. inches					
OPENING HEIGHT	A	B	C	D	E
20"	7.375	3.5	3.5 min.	5	16
30"	7.75	3.5		5.5	26
40"	8	4		6	36
50"	8.375	4		6.25	46
60"	8.75	4		6.75	56
70"	9	4		7.25	66
80"	9.375	4.5		7.75	76
90"	9.75	5		8.25	86

ALL DIMENSIONS IN INCHES
ALL DIMENSIONS FOR STANDARD PUNCHED HEADPLATE, 3" COUNTER BALANCE OPTION

